

My Femtosecond laser experience

ESCRS Paris 2010



A. John Kanellopoulos, MD
Professor NYU Medical School, NY
Director, Laservision.gr Institute, Athens, Greece



Financial Interests

Alcon

AMO

Bausch and Lomb

Katena

Priavision

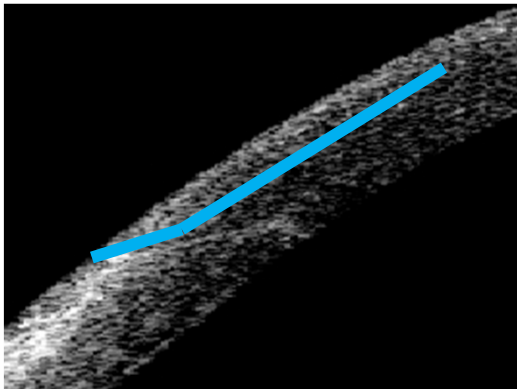
Revision Optics

Seros Medical

Wavelight

S





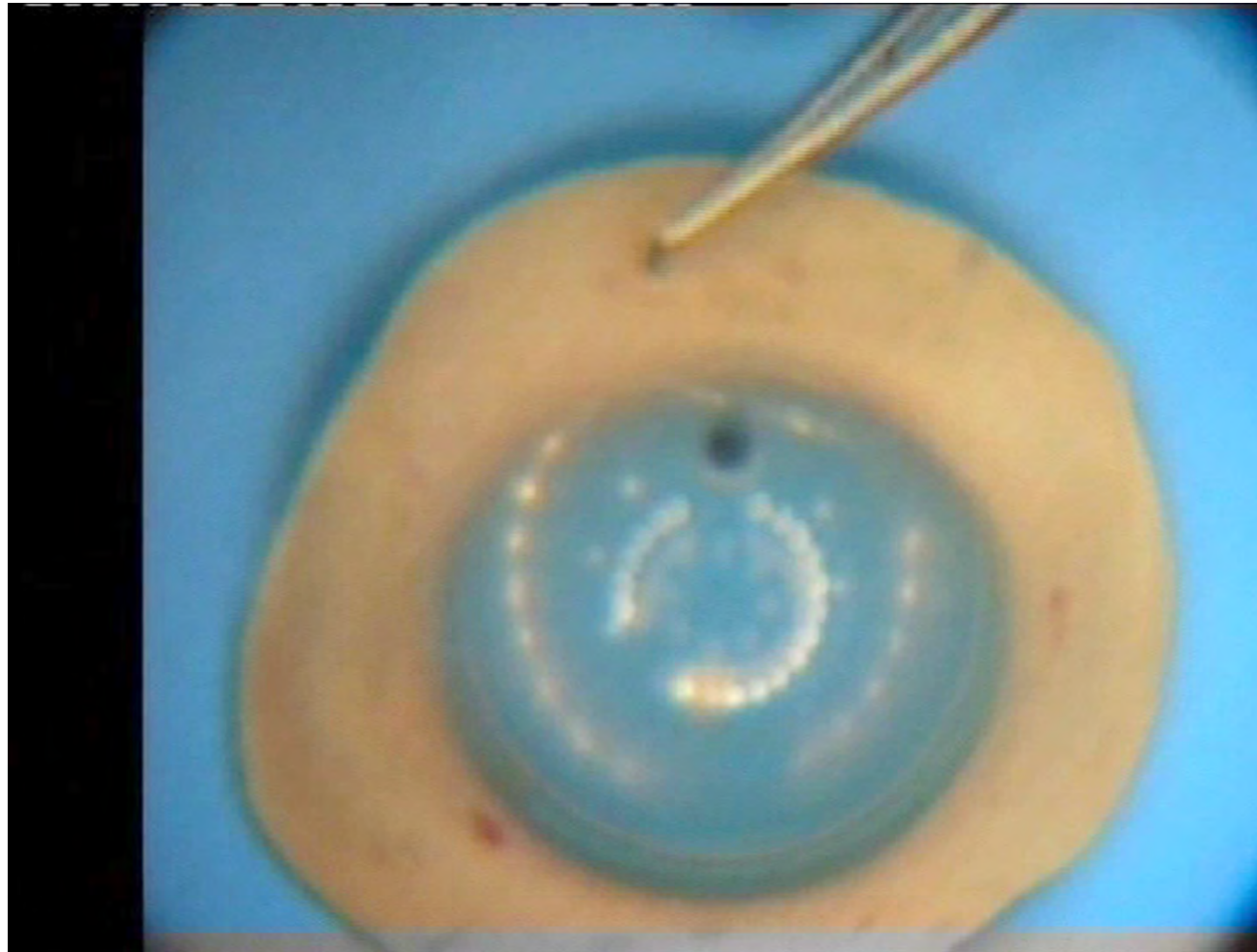
Intralase FS 60 Vs M2 1000 cases

Kanellopoulos, ESCRS 2009

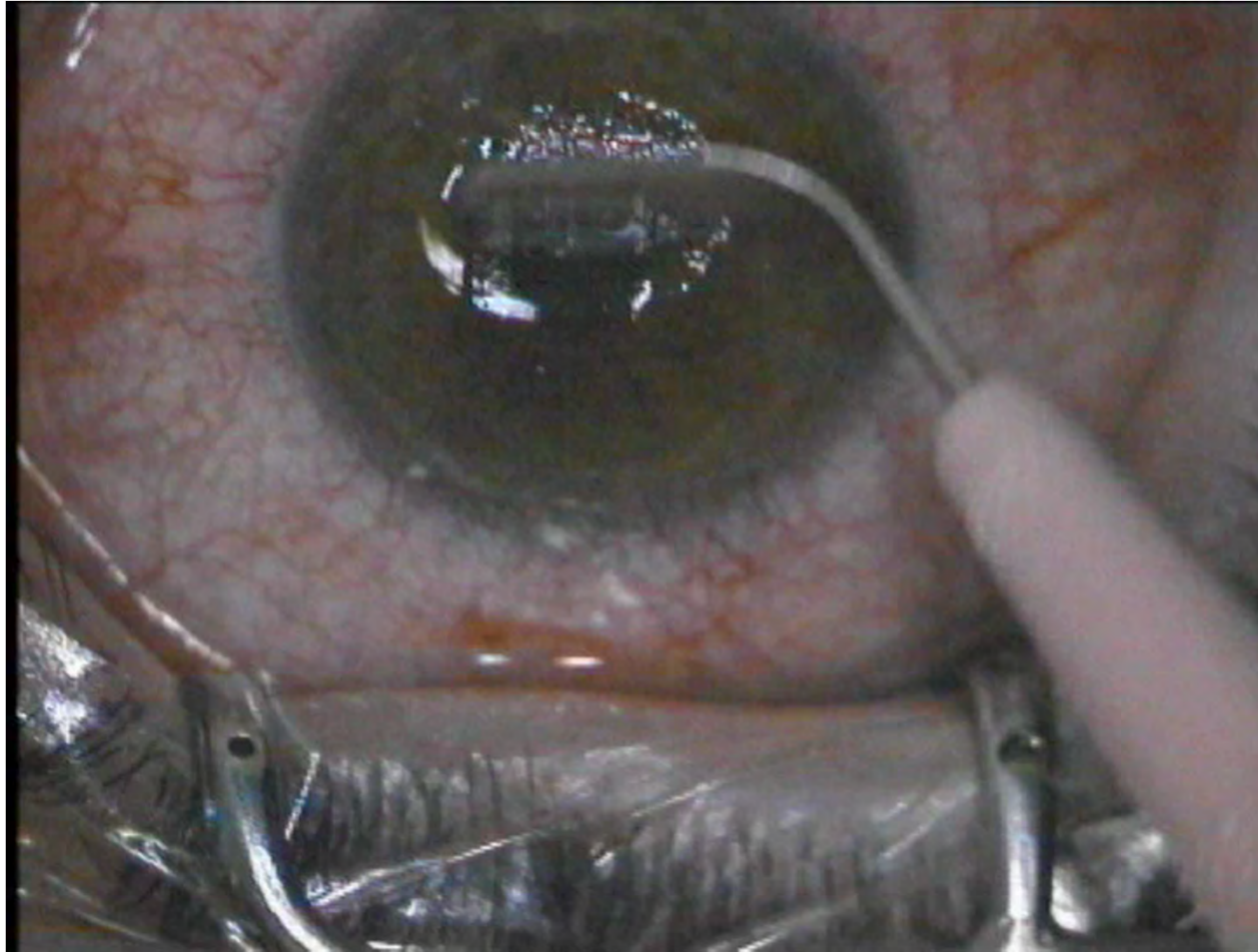
incomplete flaps	3 2-Completed 1-PRK	6- all PRK
Flap striae-suturing	0	6
Epi ingrowth	0	22
flap myopia	105 +/- 5 8.1mm	100 +/-25 8.9mm
flap hyperopia	135 +/- 7 9.4mm	127 +/- 35 8.9 mm
buttonhole	1	3
Epi-abrasion (ABM dyst)	2	65
DLK	0 (maybe 1 late post abrasion)	0
Light HSS	0	0



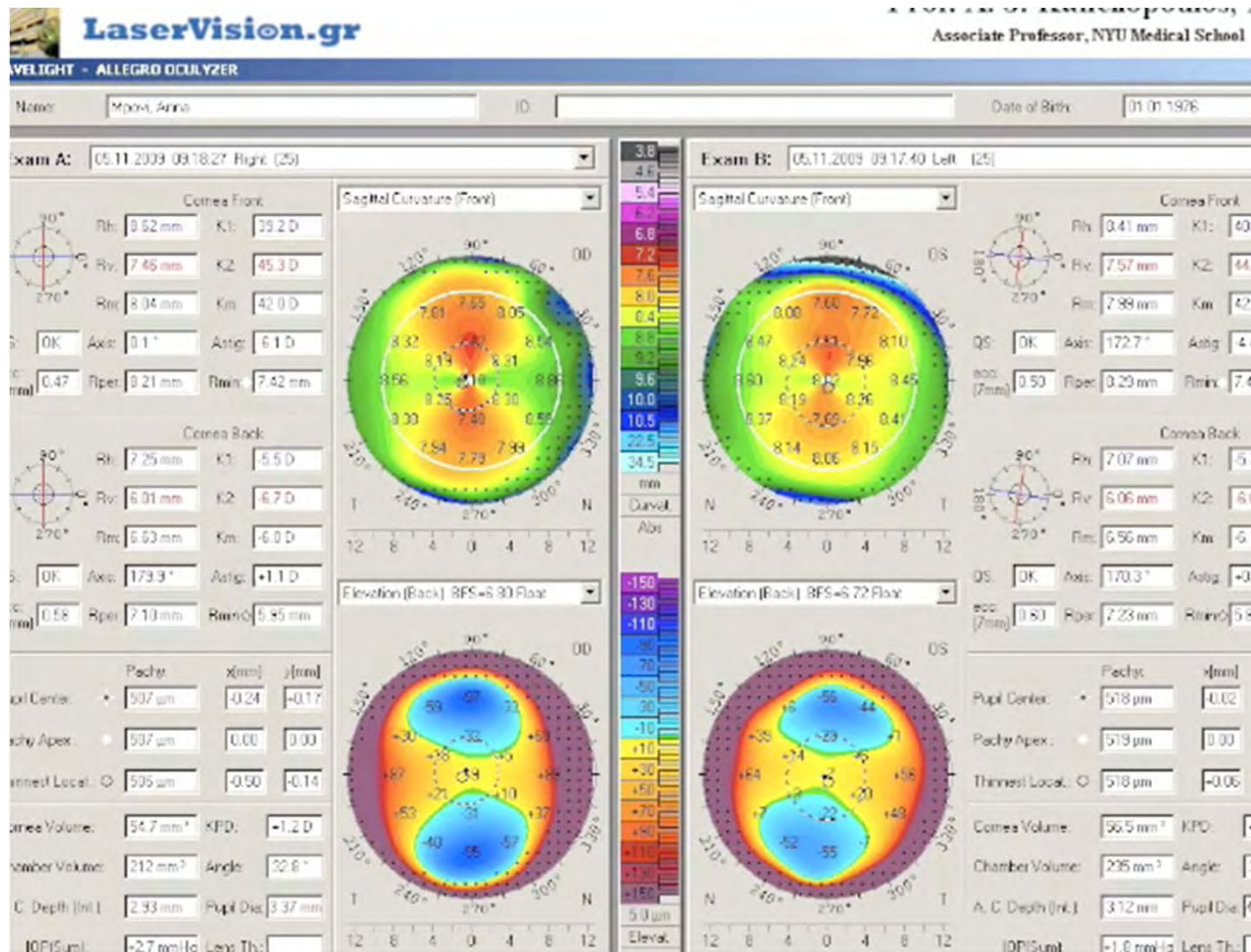
iDSEK-Athens ESCRS Feb 2007



Lamellar Keratoplasty in a lost LASIK flap



Femto-assisted astigmatic keratotomy: -8.00 -6 X 90, LASIK?



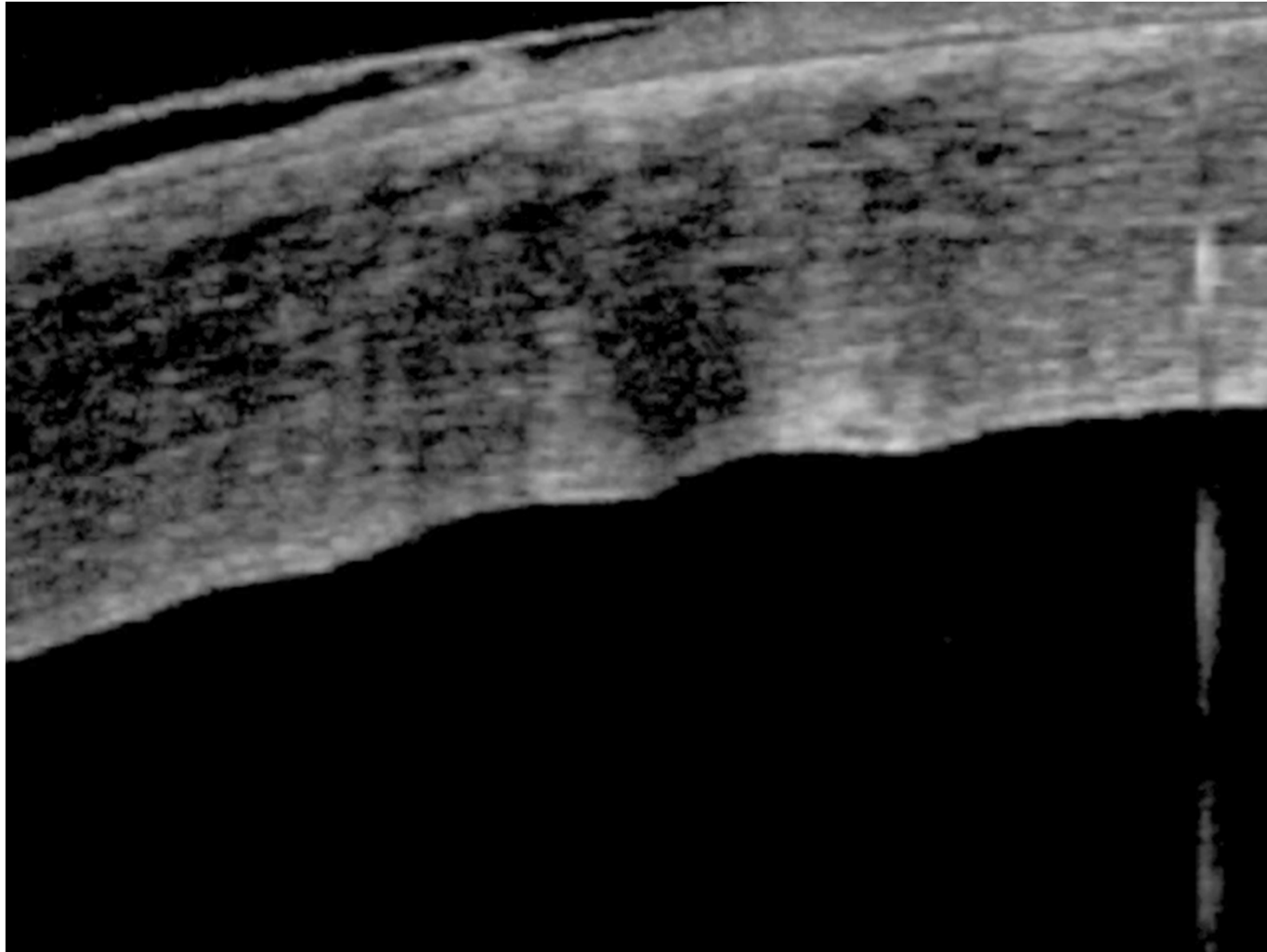
iCXL-Kanellopoulos ESCRS 2007



Cornea Augmentation: Intracorneal pocket, liquid collagen + riboflavin + CXL



Femto-assisted CXL in PRK



Presbylens (CE marked, no FDA approval yet)




Femto-assisted Keratoprosthesis (CE marked , not FDA aproved yet)



Wavelight FS200



Tuesday, September 7th, 17:00 to 20:00



Program

Excimer Laser Refractive Surgery

Moderator: Jorge L. Alio (Spain)

Arthur B. Cummings (Ireland)

Case 1 – 32 year old with FFKC: PRK first vs. CXL first, vs. combined PRK and CXL

Discussion

Steven C. Schallhorn (United States)

Case 2 – LASIK in patients with thin corneas

Discussion

Dan Z. Reinstein (England)

Case 3 – LASIK in young patient with large pupils

Discussion

Jorge L. Alio (Spain)

Case 4 – Surface ablation vs. LASIK vs. phakic IOLs in patients with higher levels of myopia

Discussion

Alaa El-Danasoury (Saudi Arabia)

Case 5 – LASIK enhancement recommendations: flap lift vs. surface enhancements

Discussion

Panelists

- George D. Kymionis (Greece)
- Gustavo E. Tamayo (Colombia)
- Jack T. Holladay (United States)
- Julian D. Stevens (England)
- Mitchell A. Jackson (United States)
- Vikentia Katsanevaki (Greece)
- William B. Trattler (United States)

Corneal Collagen Crosslinking

Moderator: William B. Trattler (United States)

R. Doyle Stulting (United States)

Point / Counter Point: Epi-Off CXL

Roberto Pinelli (Italy)

Point / Counter Point: Epi-On CXL

Discussion

A. John Kanellopoulos (Greece)

Point / Counter Point: Order of treatments – combination of custom surface ablation and CXL

Simon P. Holland (Canada)

Point / Counter Point: Order of treatments – sequential vs. combination of topography-guide PRK and CXL

Discussion

Renato Ambrosio Jr. (Brazil)

FFKC: When to perform primary custom surface ablation vs. custom surface with CXL

Discussion

Frank W. Price Jr. (United States)

Crosslinking for the treatment of corneal infections

Discussion

Jerome C. Vryghem (Belgium)

Future indications of crosslinking (corneal edema)

Discussion

Panelists

- Aleksandar Stojanovic (Norway)
- Aylin Uzbek (Turkey)
- Elena Albe (Italy)
- Juan-Carlos Abad (Colombia)

Refractive Cataract Surgery

Moderator: Richard L. Lindstrom (United States)

Stephen G. Slade (United States)

Femtosecond cataract surgery: Why it is a game changer

Discussion

Richard L. Lindstrom (United States)

Presbyopic IOLs in patients with previous refractive surgery

Discussion

George Beiko (Canada)

Options for patients with unilateral cataracts (other eye either phakic or pseudophakic with a monofocal IOL)

Discussion

Uday Devgan (United States)

Presbyopic IOLs in challenging cases: PXE, Fuch's, ARMD

Discussion

Dimitra M. Portaliou (Greece)

What is the real accommodation in accommodating IOLs?

Discussion

Panelists

- Amar Agarwal (India)
- Carlos Verges (Spain)
- Jack T. Holladay (United States)
- Jorge L. Alio (Spain)
- Mark Packer (United States)
- Patrick Versace (Australia)

